









Bidding closes 05 January 2026

Ref: **251517** **NORTH WOOLWICH** **Salus House, Seagull Lane, E16 1RQ**

Landlord: Riverside Housing Association

Type: Flat **Bedrooms:** 1
Bedsizes: 1 double **Level:** 3rd floor
Other: Bids only accepted from single applicant / couple. 0.6 miles to Custom House train station. Property has balcony.

RENT (including charges of £33.80) **£240.67pw**









       

Ref: **251518** **NORTH WOOLWICH** **Salus House, Seagull Lane, E16 1RQ**

Landlord: Riverside Housing Association

Type: Flat **Bedrooms:** 1
Bedsizes: 1 double **Level:** 4th floor
Other: Bids only accepted from single applicants / couple. 0.6 miles to Custom House train station. Property has balcony.

RENT (including charges of £33.80) **£240.67pw**









       

Ref: **251519** **NORTH WOOLWICH** **Salus House, Seagull Lane, E16 1RQ**

Landlord: Riverside Housing Association

Type: Flat **Bedrooms:** 1
Bedsizes: 1 double **Level:** 2nd floor
Other: Bids only accepted from single applicant/couple. 0.6 miles to Custom House train station. Property has balcony.

RENT (including charges of £33.80) **£240.67pw**









       

Ref: **251520** **NORTH WOOLWICH** **Salus House, Seagull Lane, E16 1RQ**

Landlord: Riverside Housing Association

Type: Flat **Bedrooms:** 1
Bedsizes: 1 double **Level:** 6th floor
Other: Bids accepted only from couples or single person. 0.6 miles to Custom House train station. Property has balcony. OPEN PLAN

RENT (including charges of £33.80) **£240.67pw**









       

Ref: **251521** **NORTH WOOLWICH** **Salus House, Seagull Lane, E16 1RQ**

Landlord: Riverside Housing Association

Type: Flat **Bedrooms:** 1
Bedsizes: 1 double **Level:** 9th floor
Other: Bids accepted only from couples or single person. 0.6 miles to Custom House train station. Property has balcony. OPEN PLAN.

RENT (including charges of £33.80) **£240.67pw**









       

Ref: **251522** **NORTH WOOLWICH** **Salus House, Seagull Lane, E16 1RQ**

Landlord: Riverside Housing Association

Type: Flat **Bedrooms:** 1
Bedsizes: 1 double **Level:** 5th floor
Other: Bids only accepted from single applicants / couple. 0.6 miles to Custom House train station. Property has balcony.

RENT (including charges of £33.80) **£240.67pw**









       

Ref: **251528** **NORTH WOOLWICH** **Salus House, Seagull Lane, E16 1RQ**

Landlord: Riverside Housing Association

Type: Flat **Bedrooms:** 1
Bedsizes: 1 double **Level:** 10th floor
Other: Bids accepted only from couples or single person. 0.6 miles to Custom House train station. Property has balcony. OPEN PLAN.

RENT (including charges of £33.80) **£240.67pw**









       

Ref: **251470** **CUSTOM HOUSE** **Chaseway Lodge, Butchers Road, E16 1NZ**

Landlord: L&Q

Type: Flat **Bedrooms:** 1
Bedsizes: 1 double **Level:** 3rd floor
Other: Bids only accepted from single applicant or couples. 0.4 Miles to Custom House Station. E-Voucher will be provided towards cost of

RENT (including charges of £34.67) **£182.94pw**









       

Ref: **251494** **PLAISTOW** **Upper Ground Floor Flat, Barking Road, Plaistow, London, E13 9EX**

Landlord: L&Q

Type: Flat **Bedrooms:** 1
Bedsizes: 1 double **Level:** Ground floor
Other: Bids only accepted from singles/couples. 0.5 miles to Upton Park Train Station

RENT (including charges of £5.79) **£129.09pw**









       

Ref: **251469** **STRATFORD** **Baritone Court, Church Street, Stratford, London, E15 3EZ**

Landlord: L&Q

Type: Flat **Bedrooms:** 1
Bedsizes: 1 double **Level:** 1st floor
Other: Bids only accepted from single applicants or couples. 0.4 miles to Plaistow Train Station. E-Voucher will be provided towards the cost of

RENT (including charges of £16.34) **£142.83pw**










       

Ref: **251530** **STRATFORD** **Coda Building, International Way, Stratford, E20 1GJ**

Landlord: Newham

Type: Flat **Bedrooms:** 2
Bedsizes: 2 doubles **Level:** 6th floor
Other: Bids accepted from households with no more than 2 children. 138ft from Stratford International Station. PARKING - Details awaited

RENT (including charges of £43.55) **£263.32pw**










        

Ref: **251523** **ESSEX** **Norseman Close, Goodmayes, Essex, IG3 9JB**

Landlord: L&Q

Type: House **Bedrooms:** 2
Bedsizes: 1 double - 1 single **Level:** Ground floor
Other: Bids only accepted from households with up to 1 child. 0.5 miles to Goodmayes train station

RENT (no other charges) **£180.93pw**

Ref: **251506**

CUSTOM HOUSE

Hermit Road, Custom House, Newham, London, E16 4LA

Photo Unavailable

Type: Flat

Bedrooms: 3

Bedsizes: 2 doubles - 1 single

Level: 2nd floor

Other: Bids only accepted from households up to 3 children. 0.5 miles to West Ham Station.

RENT (including charges of £241.31) £413.90pw

L&Q

PH

T

LAHR F

HA

Ref: **251529**

STRATFORD

Coda Building, International Way, Stratford, E20 1GJ

Photo Unavailable

Type: Flat

Bedrooms: 3

Bedsizes: 1 double - 2 singles

Level: 5th floor

Other: Bids accepted from households with no more than 2 children. 138ft from Stratford International Station. PARKING - Details awaited

RENT (including charges of £43.55) £263.33pw

Newham London

PH

T

£?

LAHR A

HA

Outcomes for Newham - Properties advertised between 12/12/2025 and 15/12/2025

Area	Address	Bedrooms	Floor	Property Type	No. Bids	Category Start Date of Successful bid	Special Features of Successful Bid
North Woolwich	Salus House, E16 1RQ	1	1st floor	Flat	998	02/10/2023	Enhanced Priority Group Wheelchair
Plaistow	Grange Road, E13 0EF	1	1st floor	Flat	2060	06/04/2025	Enhanced Priority Group
Stratford	Coda Building, E20 1GJ	1	6th floor	Flat	2	23/10/2017	Enhanced Priority Group Wheelchair
Stratford	Coda Building, E20 1GJ	1	7th floor	Flat	2	23/10/2017	Enhanced Priority Group Wheelchair
Stratford	Romford Road, E15 4BZ	1	Ground floor	Flat	1544	20/04/2023	Enhanced Priority Group Wheelchair
North Woolwich	Salus House, E16 1RQ	2	1st floor	Flat	1586	31/03/2022	Wheelchair Standard
North Woolwich	Salus House, E16 1RQ	3	6th floor	Flat	3	14/12/2024	Enhanced Priority Group Wheelchair
North Woolwich	Salus House, E16 1RQ	3	6th floor	Flat	247	31/10/2025	SOVP - Severely Overcrowded
North Woolwich	Salus House, E16 1RQ	3	7th floor	Flat	1	05/03/2025	Enhanced Priority Group Wheelchair
North Woolwich	Salus House, E16 1RQ	3	6th floor	Flat	159	15/04/2004	
North Woolwich	Salus House, E16 1RQ	3	6th floor	Flat	227	21/05/2025	Enhanced Priority Group Wheelchair
North Woolwich	Salus House, E16 1RQ	3	7th floor	Flat	121	17/11/2025	SOVP - Severely Overcrowded
North Woolwich	Salus House, E16 1RQ	3	7th floor	Flat	111	27/01/2007	
North Woolwich	Salus House, E16 1RQ	3	7th floor	Flat	139	29/09/2025	Enhanced Priority Group
North Woolwich	Salus House, E16 1RQ	3	8th floor	Flat	1	08/12/2024	Enhanced Priority Group Wheelchair
North Woolwich	Salus House, E16 1RQ	3	9th floor	Flat	1	05/03/2025	Enhanced Priority Group Wheelchair
North Woolwich	Salus House, E16 1RQ	3	9th floor	Flat	114	17/09/2025	SOVP - Severely Overcrowded
North Woolwich	Salus House, E16 1RQ	3	10th floor	Flat	1	08/12/2024	Enhanced Priority Group Wheelchair
North Woolwich	Salus House, E16 1RQ	3	10th floor	Flat	116	12/12/2024	SOVP - Severely Overcrowded
North Woolwich	Salus House, E16 1RQ	3	10th floor	Flat	121	29/09/2025	SOVP - Severely Overcrowded
North Woolwich	Salus House, E16 1RQ	3	10th floor	Flat	133	12/12/2024	SOVP - Severely Overcrowded
North Woolwich	Salus House, E16 1RQ	3	1st floor	Flat	261	11/04/2023	Enhanced Priority Group
North Woolwich	Salus House, E16 1RQ	3	8th floor	Flat	120	05/10/2024	SOVP - Severely Overcrowded
North Woolwich	Salus House, E16 1RQ	3	8th floor	Flat	111	17/11/2025	SOVP - Severely Overcrowded
North Woolwich	Salus House, E16 1RQ	3	8th floor	Flat	122	29/09/2025	Enhanced Priority Group
North Woolwich	Salus House, E16 1RQ	3	9th floor	Flat	123	03/08/2024	SOVP - Severely Overcrowded
North Woolwich	Salus House, E16 1RQ	3	9th floor	Flat	119	17/09/2025	SOVP - Severely Overcrowded
North Woolwich	Salus House, E16 1RQ	3	1st floor	Maisonette	160	10/03/2025	Enhanced Priority Group
North Woolwich	Salus House, E16 1RQ	3	1st floor	Maisonette	290	11/04/2023	Enhanced Priority Group
North Woolwich	Salus House, E16 1RQ	3	1st floor	Maisonette	138	03/08/2024	SOVP - Severely Overcrowded
Stratford	Coda Building, E20 1GJ	3	4th floor	Flat	1	19/06/2025	Enhanced Priority Group Wheelchair
Stratford	Coda Building, E20 1GJ	3	4th floor	Flat	3	09/01/2025	Enhanced Priority Group Wheelchair
Stratford	Coda Building, E20 1GJ	3	5th floor	Flat	1	24/01/2025	Enhanced Priority Group Wheelchair
Stratford	Coda Building, E20 1GJ	3	6th floor	Flat	1	09/01/2025	Enhanced Priority Group Wheelchair
Stratford	Coda Building, E20 1GJ	3	7th floor	Flat	1	14/12/2024	Enhanced Priority Group Wheelchair