








**Bidding closes 26 January 2026**

Ref: **251724** **CUSTOM HOUSE COOLFIN ROAD, E16 3AQ**

**Landlord:** Newham

Type: Flat Bedrooms: 1  
Bedsizes: 1 double Level: 1st floor  
Other: Suitable for single or couple applicants. Gas Central Heating. 1/4 mile from Canning Town train station.

**RENT** (including charges of £7.49) **£132.22pw**







Newham London       

Ref: **251760** **CANNING TOWN NORTH Trinity Gardens, E16 4QA**

**Landlord:** Newham

Type: Flat Bedrooms: 1  
Bedsizes: 1 double Level: 3rd floor  
Other: Suitable for single or couple applicants. 0.4 miles from Canning Town DLR Station.

**RENT** (including charges of £14.07) **£122.93pw**







Newham London      

Ref: **251762** **CANNING TOWN SOUTH Ozolins Way, LONDON, E16 1LH**

**Landlord:** Newham

Type: Bungalow Bedrooms: 1  
Bedsizes: 1 double Level: Ground floor  
Other: Suitable for single or couple applicants. 0.4 miles to Canning Town Station. WET ROOM

**RENT** (no other charges) **£138.50pw**







Newham London      

Ref: **251697** **CANNING TOWN SOUTH Ground Floor Flat, Kildare Road, Canning Town, London, E16 4AJ**

**Landlord:** L&Q

Type: Flat Bedrooms: 1  
Bedsizes: 1 double Level: Ground floor  
Other: Bids only accepted from single or couple applicants. 0.8 mile from Canning town train station. Property requires decorating and flooring;

**RENT** (no other charges) **£148.98pw**







L&Q      

Ref: **251712** **NORTH WOOLWICH Salus House, Seagull Lane, E16 1RQ**

**Landlord:** Riverside Housing Association

Type: Flat Bedrooms: 1  
Bedsizes: 1 double Level: 4th floor  
Other: Bids only accepted from single applicants / couple. 0.6 miles to Custom House train station. Property has balcony.

**RENT** (including charges of £33.80) **£240.67pw**







Riverside      

Ref: **251713** **NORTH WOOLWICH Salus House, Seagull Lane, E16 1RQ**

**Landlord:** Riverside Housing Association

Type: Flat Bedrooms: 1  
Bedsizes: 1 double Level: 9th floor  
Other: Bids accepted only from couples or single person. 0.6 miles to Custom House train station. Property has balcony. OPEN PLAN.

**RENT** (including charges of £33.80) **£240.67pw**







Riverside      

Ref: **251714** **NORTH WOOLWICH Salus House, Seagull Lane, E16 1RQ**

**Landlord:** Riverside Housing Association

Type: Flat Bedrooms: 1  
Bedsizes: 1 double Level: 6th floor  
Other: Bids accepted only from couples or single person. 0.6 miles to Custom House train station. Property has balcony. OPEN PLAN

**RENT** (including charges of £33.80) **£240.67pw**







Riverside      

Ref: **251715** **NORTH WOOLWICH Salus House, Seagull Lane, E16 1RQ**

**Landlord:** Riverside Housing Association

Type: Flat Bedrooms: 1  
Bedsizes: 1 double Level: 8th floor  
Other: Bids accepted only from couples or single person. 0.6 miles to Custom House train station. Property has balcony. OPEN PLAN.

**RENT** (including charges of £33.80) **£240.67pw**







Riverside      

Ref: **251719** **NORTH WOOLWICH Salus House, Seagull Lane, E16 1RQ**

**Landlord:** Riverside Housing Association

Type: Flat Bedrooms: 1  
Bedsizes: 1 double Level: 10th floor  
Other: Bids accepted only from couples or single person. 0.6 miles to Custom House train station. Property has balcony. OPEN PLAN.

**RENT** (including charges of £33.80) **£240.67pw**







Riverside      

Ref: **251721** **NORTH WOOLWICH Salus House, Seagull Lane, E16 1RQ**

**Landlord:** Riverside Housing Association

Type: Flat Bedrooms: 1  
Bedsizes: 1 double Level: 3rd floor  
Other: Bids only accepted from single applicant / couple. 0.6 miles to Custom House train station. Property has balcony.

**RENT** (including charges of £33.80) **£240.67pw**







Riverside      

Ref: **251722** **NORTH WOOLWICH Salus House, Seagull Lane, E16 1RQ**

**Landlord:** Riverside Housing Association

Type: Flat Bedrooms: 1  
Bedsizes: 1 double Level: 5th floor  
Other: Bids only accepted from single applicants / couple. 0.6 miles to Custom House train station. Property has balcony.

**RENT** (including charges of £33.80) **£240.67pw**







Riverside      

Ref: **251723** **NORTH WOOLWICH Salus House, Seagull Lane, E16 1RQ**

**Landlord:** Riverside Housing Association

Type: Flat Bedrooms: 1  
Bedsizes: 1 double Level: 7th floor  
Other: Bids accepted only from couples or single person. 0.6 miles to Custom House train station. Property has balcony. OPEN PLAN

**RENT** (including charges of £33.80) **£240.67pw**


Riverside      

Ref: **251761** **LITTLE ILFORD** **Warrior Square, E12 5RP**

**Landlord:** Newham

Type: Flat Bedrooms: 1  
 Bedsizes: 1 double Level: Ground floor  
 Other: Suitable for couple/single person. 0.9 miles to Manor Park station. Decoration pack included

**RENT** (including charges of £9.19) **£123.86pw**


Newham London 

Ref: **251720** **STRATFORD** **Coda Building, International Way, Stratford, E20 1GJ**

**Landlord:** Newham

Type: Flat Bedrooms: 1  
 Bedsizes: 1 double Level: 5th floor  
 Other: Bids accepted only from couples or single person. 138ft from Stratford International Station. PARKING - Details awaited <br>

**RENT** (including charges of £34.87) **£242.46pw**


Newham London 

Ref: **251717** **STRATFORD** **Coda Building, International Way, Stratford, E20 1GJ**

**Landlord:** Newham

Type: Flat Bedrooms: 1  
 Bedsizes: 1 double Level: 4th floor  
 Other: Bids accepted only from couples or single person. 138ft from Stratford International Station. PARKING - Details awaited <br>

**RENT** (including charges of £34.88) **£242.47pw**


Newham London 

Ref: **251765** **STRATFORD** **Coda Building, International Way, Stratford, E20 1GJ**

**Landlord:** Newham

Type: Flat Bedrooms: 1  
 Bedsizes: 1 double Level: 7th floor  
 Other: Bids Accepted for single applicants or couples. 138ft from Stratford International Station. PARKING - Details awaited

**RENT** (including charges of £34.87) **£242.45pw**


Newham London 

Ref: **251758** **CANNING TOWN SOUTH** **More Close, Canning Town, E16 1JE**

**Landlord:** Newham

Type: House Bedrooms: 2  
 Bedsizes: 1 double - 1 single Level: Ground floor  
 Other: Suitable for households with up to 1 child. WET ROOM. <br>0.4 miles to Canning Town train station.

**RENT** (no other charges) **£157.12pw**



Newham London 

Ref: **251764** **BECKTON** **Boyd Building, Shackleton Way, E16 2GX**

**Landlord:** Notting Hill Housing Trust

Type: Flat Bedrooms: 2  
 Bedsizes: 2 doubles Level: 4th floor  
 Other: Bids accepted from households with 2 children. 0.3 miles to Gallions DLR. NO PARKING

**RENT** (no other charges) **£322.19pw**


 

Ref: **251763** **FOREST GATE** **Station Road, E7 OAE**

**Landlord:** Newham

Type: Maisonette Bedrooms: 3  
 Bedsizes: 2 doubles - 1 single Level: Ground floor  
 Other: Suitable for households with up to 3 children. 0.4 Miles from Forest Gate Station.

**RENT** (including charges of £9.27) **£170.45pw**


Newham London 

Ref: **251742** **STRATFORD** **Buchan House, Derry Avenue, Stratford, London, E20 1LJ**

**Landlord:** L&Q

Type: Flat Bedrooms: 3  
 Bedsizes: 2 doubles - 1 single Level: Ground floor  
 Other: Bids accepted from household up to 3 children. CAR FREE ZONE / NO PARKING <br>Property will need decorating & flooring. E-Voucher will be

**RENT** (including charges of £52.99) **£338.26pw**

**L&Q** 

Outcomes for Newham - Properties advertised between 16/01/2026 and 19/01/2026

Area	Address	Bedrooms	Floor	Property Type	No. Bids	Category Start Date of Successful bid	Special Features of Successful Bid
East Ham North	The Beeches, E12 6NT	1	1st floor	Flat	854	15/10/2014	
Plaistow	High Street, E13 0AD	1	2nd floor	Flat	1102	18/03/2024	Special Schemes
Stratford	Coda Building, E20 1GJ	1	8th floor	Flat	1	13/07/2015	Wheelchair Standard
Stratford	Church Street, E15 3EH	1	Ground floor	Flat	4	20/04/2023	Enhanced Priority Group Wheelchair
West Ham	Chapman Apartments, E15 3GG	1	5th floor	Flat	733	03/11/2022	Enhanced Priority Group
West Ham	Chapman Apartments, E15 3GG	1	8th floor	Flat	723	03/11/2022	Enhanced Priority Group
West Ham	Chapman Apartments, E15 3GG	1	11th floor	Flat	740	12/05/2025	Enhanced Priority Group
Forest Gate	Upton Lane, E7 9PJ	2	2nd floor	Flat	562	09/04/2025	Enhanced Priority Group
Manor Park	Alfred Prior House, E12 5NA	2	2nd floor	Flat	824	24/03/2025	Enhanced Priority Group
Stratford	Paul Street, E15 4QA	2	7th floor	Flat	932	24/03/2025	Enhanced Priority Group
West Ham	Chapman Apartments, E15 3GG	2	1st floor	Flat	829	07/05/2024	Enhanced Priority Group
West Ham	Chapman Apartments, E15 3GG	2	2nd floor	Flat	789	26/09/2024	Enhanced Priority Group
North Woolwich	Salus House, E16 1RQ	3	7th floor	Flat	6	06/11/2023	Enhanced Priority Group Wheelchair
Stratford	Coda Building, E20 1GJ	3	6th floor	Flat	5	06/11/2023	Enhanced Priority Group Wheelchair
West Ham	Chapman Apartments, E15 3GG	3	1st floor	Flat	975	31/03/1990	Wheelchair Standard
West Ham	Chapman Apartments, E15 3GG	3	2nd floor	Flat	682	31/03/2022	
West Ham	Chapman Apartments, E15 3GG	3	3rd floor	Flat	502	07/05/2024	Enhanced Priority Group
West Ham	Chapman Apartments, E15 3GG	3	4th floor	Flat	488	21/05/2025	Enhanced Priority Group Wheelchair
West Ham	Chapman Apartments, E15 3GG	3	5th floor	Flat	497	17/09/2024	Enhanced Priority Group Wheelchair
West Ham	Chapman Apartments, E15 3GG	3	6th floor	Flat	506	13/10/2022	SOVP - Severely Overcrowded
Plaistow	John Street, E15 3EY	4	Ground floor	Flat	7	11/05/2016	Enhanced Priority Group Wheelchair