










**Bidding closes 15 May 2022**

**Ref: 227419** VALLEY ORCHARD CLOSE, 215-217 CHINGFORD MOUNT ROAD, CHINGFORD, E4 8LH

**Landlord:** Southern Housing Group

Type: Bedsit / studio Bedrooms: 0  
 Bedsizes: Bedsit/studio Level: Ground floor  
 Other: Suitable for a single applicant only. Central heating.

**RENT** (including charges of £10.22) **£102.65pw**










        

**Ref: 227402** ENDLEBURY WALMER CLOSE, CHINGFORD, E4 6YE

**Landlord:** Clarion Housing

Type: Flat Bedrooms: 1  
 Bedsizes: 1 double Level: Ground floor  
 Other: Suitable for a couple or single applicant only. Central heating.

**RENT** (including charges of £69.69) **£170.88pw**








        

**Ref: 227284** HIGHAMS PARK OAK HILL COURT, 81 OAK HILL, WOODFORD GREEN, IG8 9PB

**Landlord:** Waltham Forest

Type: Flat Bedrooms: 1  
 Bedsizes: 1 double Level: 3rd floor  
 Other: Suitable for a couple or single applicant. Central heating.

**RENT** (including charges of £7.71) **£105.81pw**








      

**Ref: 227427** HIGHAM HILL ST ANDREWS COURT, HIGHAM HILL ROAD, WALTHAMSTOW, E17 6AX

**Landlord:** Waltham Forest

Type: Flat Bedrooms: 1  
 Bedsizes: 1 double Level: 1st floor  
 Other: Suitable for a couple or single applicant. Central heating.

**RENT** (including charges of £6.41) **£102.04pw**










        

**Ref: 227289** HOE STREET PARK COURT, GROSVENOR PARK ROAD, WALTHAMSTOW, E17 9PE

**Landlord:** Waltham Forest

Type: Flat Bedrooms: 1  
 Bedsizes: 1 double Level: Ground floor  
 Other: Suitable for a couple or single applicant. Central heating.

**RENT** (including charges of £7.22) **£100.34pw**










        

**Ref: 226879** CANN HALL WHITETHROAT COURT, SANSON ROAD, E11 3FJ

**Landlord:** Waltham Forest

Type: Flat Bedrooms: 1  
 Bedsizes: 1 double Level: 1st floor  
 Other: NEW-BUILD FLAT. NO PARKING. CLOSE TO SHOPS AND SCHOOLS. CENTRAL HEATING.

**RENT** (including charges of £12.94) **£118.76pw**










        

**Ref: 226881** CANN HALL WHITETHROAT COURT, SANSON ROAD, E11 3FJ

**Landlord:** Waltham Forest

Type: Flat Bedrooms: 1  
 Bedsizes: 1 double Level: 1st floor  
 Other: NEW-BUILD FLAT. NO PARKING. CLOSE TO SHOPS AND SCHOOLS. CENTRAL HEATING.

**RENT** (including charges of £12.17) **£115.61pw**










        

**Ref: 226887** CANN HALL WHITETHROAT COURT, SANSON ROAD, E11 3FJ

**Landlord:** Waltham Forest

Type: Flat Bedrooms: 1  
 Bedsizes: 1 double Level: 4th floor  
 Other: NEW-BUILD FLAT. NO PARKING. CLOSE TO SHOPS AND SCHOOLS. CENTRAL HEATING.

**RENT** (including charges of £12.94) **£118.76pw**










        

**Ref: 227401** FRIDAY HILL TWO OTTERBOURNE ROAD, CHINGFORD, E4 6LL

**Landlord:** Waltham Forest

Type: Flat Bedrooms: 1  
 Bedsizes: 1 double Level: Ground floor  
 Other: Suitable for a couple or single applicant. Central heating.

**RENT TBA**









        

**Ref: 227235** HATCH LANE ASHTON COURT, CONNINGTON CRESCENT, CHINGFORD, E4 6LW

**Landlord:** Waltham Forest

Type: Flat Bedrooms: 2  
 Bedsizes: 2 doubles Level: Ground floor  
 Other: Near schools. Electric storage heaters.

**RENT** (including charges of £41.17) **£180.78pw**










       

**Ref: 227410** WILLIAM MORRIS PRIORY COURT, WALTHAMSTOW, E17 5NA

**Landlord:** Clarion Housing

Type: Flat Bedrooms: 2  
 Bedsizes: 2 doubles Level: 1st floor  
 Other: Suitable for a maximum of 4 people (max. 2 children only). Near schools. Central heating.

**RENT** (including charges of £67.17) **£172.93pw**








        

**Ref: 227417** WILLIAM MORRIS HEADBOURNE HOUSE, 22 SUTHERLAND ROAD, WALTHAMSTOW, E17 6FA

**Landlord:** Peabody Trust

Type: Flat Bedrooms: 2  
 Bedsizes: 1 double - 1 single Level: 1st floor  
 Other: Suitable for a maximum of 3 people (max. 1 child only). Near schools. Central heating.

**RENT** (no other charges) **£199.67pw**




      

Ref: **227453** **HOE STREET** **HAWKESLEY HOUSE, 400 HOE STREET, WALTHAMSTOW, E17 9SX**

**Landlord:** Islington and Shoreditch

**Type:** Flat **Bedrooms:** 2  
**Bedsizes:** 1 double - 1 single **Level:** Ground floor  
**Other:** CAR FREE ZONE - NO PARKING. HIGH RENTS. Suitable for a maximum of 3 people (max. 1 child only). Near schools. Central heating.

**RENT (no other charges) £241.38pw**

Ref: **227283** **WOOD STREET** **857 LEA BRIDGE ROAD, WATHAMSTOW, E17 9NZ**

**Landlord:** Islington and Shoreditch

**Type:** Flat **Bedrooms:** 2  
**Bedsizes:** 2 doubles **Level:** Ground floor  
**Other:** Suitable for a maximum of 4 people (max. 2 children only). Near schools. Central heating.

**RENT (including charges of £31.16) £151.32pw**











         

Ref: **227210** **LEYTONSTONE** **DYSON ROAD, LEYTONSTONE, E11 1LZ**

**Landlord:** L&Q

**Type:** Maisonette **Bedrooms:** 2  
**Bedsizes:** 1 double - 1 single **Level:** 1st floor  
**Other:** Suitable for a maximum of 3 people (max. 1 child only). Near schools. Central heating.

**RENT (including charges of £150.01) £276.06pw**











         

Ref: **227420** **CANN HALL** **JOHN WALSH TOWER, MONTAGUE ROAD, LEYTONSTONE, E11 3ES**

**Landlord:** Waltham Forest

**Type:** Maisonette **Bedrooms:** 2  
**Bedsizes:** 2 doubles **Level:** 3rd floor  
**Other:** Near schools. Storage heating.

**RENT (including charges of £15.06) £113.28pw**











         

Ref: **227288** **CANN HALL** **HARROW ROAD, LEYTONSTONE, E11 3PX**

**Landlord:** Waltham Forest

**Type:** House **Bedrooms:** 2  
**Bedsizes:** 2 doubles **Level:** Ground floor  
**Other:** PROPERTY HAS AN INTERNAL STAIR LIFT AND LEVEL ACCESS SHOWER ROOM. CENTRAL HEATING.

**RENT (no other charges) £132.87pw**











         

Ref: **227286** **CHINGFORD GREEN** **GILWELL CLOSE, CHINGFORD, E4 7RZ**

**Landlord:** Waltham Forest

**Type:** House **Bedrooms:** 3  
**Bedsizes:** 2 doubles - 1 single **Level:** Ground floor  
**Other:** Near schools. Central heating.

**RENT (no other charges) £134.26pw**









         

Ref: **227287** **CHINGFORD GREEN** **ANTLERS HILL, CHINGFORD, E4 7RX**

**Landlord:** Waltham Forest

**Type:** House **Bedrooms:** 3  
**Bedsizes:** 2 doubles - 1 single **Level:** Ground floor  
**Other:** Near schools. Central heating.

**RENT (no other charges) £134.80pw**











       

Ref: **227451** **HOE STREET** **HAWKESLEY HOUSE, 400 HOE STREET, WALTHAMSTOW, E17 9SX**

**Landlord:** Islington and Shoreditch

**Type:** Flat **Bedrooms:** 3  
**Bedsizes:** 2 doubles - 1 single **Level:** Ground floor  
**Other:** CAR FREE ZONE - NO PARKING. HIGH RENTS. Suitable for a maximum of 5 people (max. 3 children only). Near schools. Central heating.

**RENT (no other charges) £234.48pw**

Ref: **227452** **HOE STREET** **HAWKESLEY HOUSE, 400 HOE STREET, WALTHAMSTOW, E17 9SX**

**Landlord:** Islington and Shoreditch

**Type:** Flat **Bedrooms:** 3  
**Bedsizes:** 2 doubles - 1 single **Level:** Ground floor  
**Other:** CAR FREE ZONE - NO PARKING. HIGH RENTS. Suitable for a maximum of 5 people (max. 3 children only). Near schools. Central heating.

**RENT (no other charges) £234.48pw**



# Waltham Forest ChoiceHomes Lettings Area

